

# Pilot Study Suggests Platform Switching Does not Further Improve Favorable Outcomes With SPI®ELEMENT RC Implants

Rossi R et al, Dent J. 2015;3:55-66



## Background

Since 2006, platform switching has been widely initiated based on the hypothesis that it would lead to a horizontal extension of the biologic width. Clinical studies and meta-analyses have not conclusively demonstrated its benefits.

Thommen Medical has not introduced platform switching in its commercial product portfolio. Non-platform-switched SPI®ELEMENT RC implants featuring a smooth 1 mm implant collar have shown excellent clinical results in various studies.



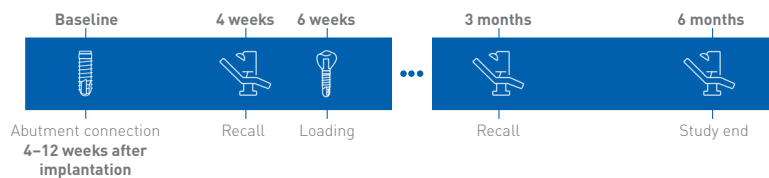
## Aim

Obtain a clinical and radiographical comparison of SPI®ELEMENT RC implants with and without platform switching



## Study Design

21 Patients



18 Control implants\*\*





21 Platform-switched implants\*



## Results

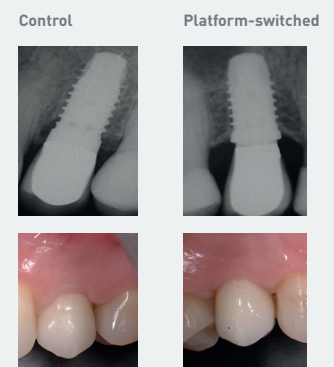
Optimal clinical and radiological outcomes in platform-switched and control implants

No statistical difference in marginal bone levels between the two groups<sup>†</sup>



The bone levels stabilized around the smooth-rough border in both groups

Comparable clinical outcomes in both study groups<sup>††</sup>



Excellent overall implant survival 100%



## Key Takeaways

- ✓ The results of this pilot study demonstrate that a further improvement of the optimal outcomes obtained with Thommen Medical SPI®ELEMENT RC implants through platform switching is unlikely<sup>‡</sup>

\*The platform switched implants were produced for study purposes only. They had the same design as the commercially available SPI®ELEMENT implants but featured an implant shoulder that was bevelled by 30 degrees to avoid gingiva injuries caused by the sharp edge. An inward microgap shift was ensured using a smaller diameter healing cap and SPI®EASY abutment (4 mm) in combination with a 5 mm platform size \*\*SPI®ELEMENT implants platform size 5 mm were used as control †Mean and standard deviation are represented. Mesial and distal measurements were averaged ††Shown by the example of a split-mouth patient at a one-year follow-up ‡Longer follow-up times will be necessary to confirm the findings of this investigation.  
RC, regular collar